



TAPCO
Safe travels.

Industrial Solutions

Safety through innovation

Defense products & services

Oil & gas refining

Utilities

Automotive manufacturing

Rubber & plastics manufacturing

Chemical production

Metal and mineral mining

Heavy construction

Transportation

Food processing and packaging

Farm & construction machinery

Industrial equipment & components

Machine tools & accessories

Metal fabrication

Pollution and treatment controls

Textile manufacturing

BlinkerSign®

A TAPCO patented LED BlinkerSign® combines flashing LEDs and 3M DG³ reflective sheeting, resulting in the most visible signage available. Powered by an eco-friendly solar panel, BlinkerSign® LED signs deliver their message day and night. Ideal for high-incident areas or where new traffic conditions exist. The TAPCO patented AutoBright™ circuitry measures the available light every 15 minutes and adjusts the LED flash brightness accordingly. Installs easily onto new or existing sign posts and poles.

- Can be integrated into an ITS (Intelligent Transportation System)
- Can be programmed to operate 'round-the-clock, off time clocks, push buttons and/or vehicle motion detectors
- Multiple signs can be synchronized
- Heightens driver awareness
- Anti-graffiti film overlay and anti-vandalism hardware
- Proprietary AutoBright™ circuitry
- LEDs surround the sign border and offer greater square footage of light for driver, provides symbol awareness
- Unlimited Activation capabilities



GATE ENTRY • HAZARDOUS MATERIALS • TRUCK ENTRANCE • ICY ROAD CONDITIONS • NEED A RIDE/CAR POOL SIGNS • RAILROAD CROSSINGS • VEHICLE CROSSING AND TRAFFIC

Custom BlinkerSign®

BlinkerSign® LED signs can be fabricated with any MUTCD legend, but sometimes a non-standard sign is necessary to convey your message. TAPCO will custom tailor the right sign, activation and power system to suit the application. We have years of custom sign and system design and our in-house technical team is there for you after installation—we stand behind our systems.



Indoor BlinkerStop® Flashing LED “STOP”

Over time paths become familiar and employees become complacent to their surrounding. A flashing Stop sign gets the attention of pedestrians and vehicle operators. Use to control flow in high traffic intersections or areas.

- 110v BlinkerSign® flashing LED “STOP” sign systems draw very little current, saving on electricity expenses
- 24"W x 24"H
- LEDs flash 24/7



Indoor BlinkerStop® Flashing LED “STOP For Forklift Traffic”

Accident waiting to happen? Pedestrian paths overlapping vehicle paths? Blind intersections? Flashing LEDs indicating forklift traffic alert to pedestrian and other employees.

- 110V BlinkerSign® flashing LED “STOP For Forklift Traffic” sign systems draw very little current, saving on electricity expenses
- 24"W x 24"H
- LEDs flash 24/7



BlinkerSign® Flashing Indoor BlinkerSigns

Keep your workers safe by providing enhanced signs in low light, accident prone or high danger areas. Ideal for problematic, hazardous zones, inside facilities and warehouse

- 110v BlinkerSign® flashing LED OSHA sign draw very little current, saving on electricity
- Easily installed
- 14"L x 10"H
- LEDs flash 24 / 7
- Wall plug adapter provided



BlinkerSign® Flashing OSHA Signs

Keep your workers safe by providing enhanced signs in low light, accident prone or high danger areas.

- 110v BlinkerSign® flashing LED OSHA sign draw very little current, saving on electricity
- Easily installed
- 14"L x 10"H
- LEDs flash 24 / 7
- Wall plug adapter provided


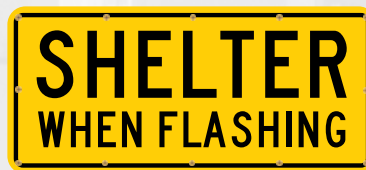


*Activation methods such as pedestrian or vehicle presence is available

*Activation methods such as pedestrian or vehicle presence is available

BlinkerSign® LED-enhanced Signs for Industrial Applications

TAPCO designs and engineers BlinkerSign® LED signs or systems custom tailored to fit your needs



BlinkerSign® LED Signs used by Major Corporations Such As:

AT&T • BNSF Railway • Exxon • Ford • MITTAL • Lilly • GM

BlinkerSign® LED-enhanced Sign Features

- High visibility LED's get noticed inside and outside facilities
- FHWA and MUTCD approved for use on all roadways
- BlinkerSign® LED-enhanced signs can be solar or battery powered or hard wired
- TAPCO Blinker signs can be triggered to flash 24/7, on-demand or time-clock scheduled
- 3M Diamond Grade (DG3) reflective sheeting with anti-graffiti protective overlay is guaranteed MUTCD-compliant retroreflective for 13 years
- 100,000 hour LED lifespan
- TAPCO is a member of NSC (National Safety Council) and the ASSE(American Society of Safety Engineers)

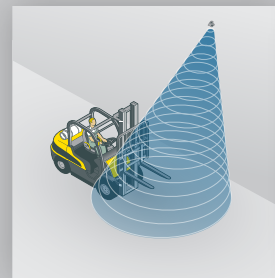


Day-Viz® daylight visible high intensity LEDs are visible in bright daylight, fog, rain, and snow




Applications & Activations

- Custom applications include vehicle, equipment or forklift traffic, and employee/pedestrian control and guidance.
- BlinkerSign® LED-enhanced signs can be linked to alarm devices to aid in fire or emergency evacuations. Link to security gate entrances or exits for visitor ID checks, vehicle inspections or employee checks.
- BlinkerSign® Active or passive activations for include radar vehicle detection or presence pedestrian detection
- TAPCO Blinker signs can be used to notify employees of weather conditions in parking areas, like Ice or slippery conditions with our temperature and pressure sensors to active signs.
- TAPCO Blinker signs can be wirelessly linked together to activate as a system or can be remotely activated.
- TAPCO Blinker systems can be used for water alert and vehicle height detection.
- TAPCO Blinker signs are great for on property railroad crossings or heavy truck intersections for loading and unloading direction.



Motion detection detects objects in motion



Presence detection detects objects at rest

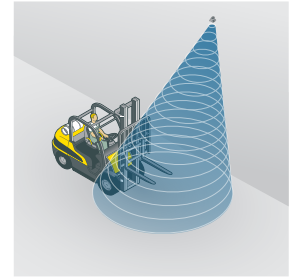


BlinkerSign® Flashing LED Forklift Warning Signs

Busy forklift routes often cross traffic paths and traverse pedestrian areas. Alert traffic and pedestrians to the presence of forklift traffic with a Blinkersign flashing LED warning sign. Whether a single sign or multiple signs for a large facility there are several activations to choose from. A combination infrared/microwave motion and presence detector can trigger the sign to flash only when forklift activity is detected. BlinkerSign LED forklift signs can also be manually switched on to activate for a set amount of time, set to run 24 / 7 or even be programmed to flash for certain time periods during the workday.

BlinkerSign® Flashing LED Sign options:

- Solar-powered or hardwired
- Multiple triggering devices
- Wireless activation
- Wireless communication



BlinkerSign® Flashing LED Railroad Crossing Signs

Infrequently or low frequency usage railroad crossing can become virtually ignored by daily traffic, especially crossings on plant grounds or private property. A BlinkerSign® flashing LED railroad crossing sign grabs the attention of a driver with bright flashing LED's. Multiple detection and activation methods available.



Icy Road Warning System

BlinkerSign® solar powered signs provide drivers a real-time warning of icy roads ahead so they can slow down and take caution. Linked to the Surface Sentinel, the LEDs flash ONLY when road conditions are icy providing a dynamic, more effective warning than 24/7 flashing. The sensor is a compact and rugged sensor that provides surface temperature, air temperature, relative humidity and dew point from a fixed tower or pole.

- Triggers ITS devices directly from sensor
- Low cost, low power, durable & accurate
- Calculates multiple climate factors



BlinkerSigns® Wrong Way & Do Not Enter Warning Systems

Installing DO NOT ENTER and WRONG WAY BlinkerSign® LED signs can deter drivers from making wrong-way movements onto freeways and other restricted roads. By providing the extra visible warning cues standard traffic signs lack. The solar-powered BlinkerSign® is directional and activated only by vehicles traveling in the wrong direction (speed threshold is adjustable). Additional signs facing the opposite direction can be added to warn drivers of the wrong way traveling vehicle.



Truck and Quarry - Industrial Warning System BlinkerSigns®

Rocky Quarries and other outside industrial zones can become very busy carrying overweight loads. Warn other drivers and pedestrians of these pass and load zones with an enhanced BlinkerSign®. The system will only activate as a truck approaches.

- Solar-powered
- Daylight Visible
- Easy Installation



Weather and Road Condition BlinkerSigns®

Inclement weather often leaves little time to properly warn drivers of road conditions. Standard signage often is not visible until it's too late to react. TAPCO BlinkerSigns stand out and guide the way through virtually any weather event. After a storm has hit electrical outlets may be unavailable—off-grid solar BlinkerSigns continue to operate off their solar-charged batteries. Can be deployed or taken down within minutes.



*Temperature sensor and dusk till dawn.



Facility Traffic Warning and Directional BlinkerSigns®

Busy facilities need to direct traffic, both incoming and outgoing, while at the same time alerting pedestrians to the presence of vehicles. Blinkersigns' bright LED's catch driver attention.



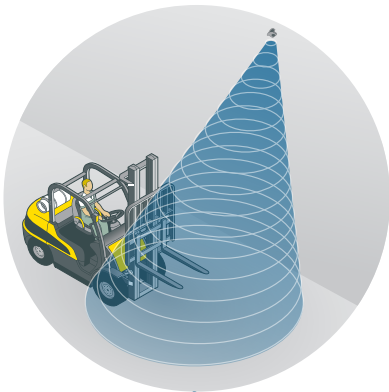
Evacuation and directional BlinkerSigns®

Inside large facilities, employees and visitors rely upon illuminated signage in the case of a disaster or power outage. Blinkersigns can indicate evacuation routes and employee assembly points, even through the loss of facility electricity.



BlinkerBeam® wireless control systems add versatile tools to industrial applications

1 System activation Motion detector shown here



2 Activated BlinkerBeam® transceiver radio sends wireless signal to node(s)



3 BlinkerBeam® triggered nodes activate BlinkerSigns®, RRFB, in-pavement lighting or other devices



BlinkLink™

BlinkLink™ is a cloud-based application providing enterprise-wide scheduling, control and monitoring of all connected traffic control time clocks and ITS devices. Use your cell phone, tablet, laptop or PC to manage your devices from any web connected location. BlinkLink™ allows for comprehensive management of all device settings and schedules. Up-to-date information allows you to respond immediately to changing situations. TAPCOcare™ support, remote startup, and training is available.



Time clock controller with software

Program BlinkerSigns® to activate on a calendar-based schedule, for user-set durations. Schedule crosswalk BlinkerSigns® activation during the morning student drop-off and again when school lets out in the afternoon. Easily alter schedules and add events to activate blinkers during after-school activities.



- Windows based program running from a laptop or PC (software and cable sold separately)
- Based on the calendar year with the ability to program in holidays and daylight savings time
- Choose from 8 different day types and 16 events per day
- Ideal for school, business and industrial facility work schedules

Overheight Vehicle Detection

Provides secondary warning beyond existing signage. Detects overheight vehicles and warns drivers of an impending problem by triggering a BlinkerSign® warning system. Audio activation available.

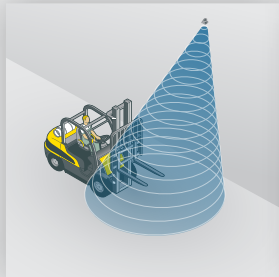


- Bridges
- Airport overhangs and walkways
- Equipment yards
- Logging trucks
- Tunnels
- Railroads
- Overpasses
- Parking structures


Vehicle and pedestrian motion and presence detector

Active infrared and microwave technologies work together to provide precise presence and accurate motion detection.

- Mountable between 8' and 16' feet
- Impervious to light, sun rain and snow
- Housing is rated NEMA-4



Motion detection detects objects in motion



Presence detection detects objects at rest

Toggle switch



Key switch



Push button

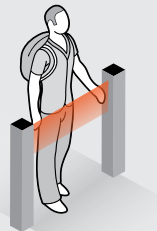
- Activated with less than 2 lbs force
- Provides two-tone audible confirmation as well as visual confirmation
- Cannot be jammed or stuck on
- Wind, hail and vibration have no effect
- Superior grade pre-treatment an powder coat
- Stainless steel button cap
- Meets ADA, MUTCD and TAC requirements
- Transient protection that meets and exceeds NEMA specifications



Wireless Bollard

Pedestrians and bicyclists can passively trigger flashing BlinkerSign® LED signs, RRFB, BlinkerBeacon™ LED Beacons, in-pavement LEDs, and other ITS devices. Actuators are housed in anodized aluminum cabinets that can be secured to concrete or asphalt.

- Install virtually anywhere, utilizing wireless control if needed
- Battery operated: no grid wiring required



Remote transmitter/receiver

TAPCO's digital receiver and transmitters guarantee you reliable and efficient operation and easy installation for multiple applications



Other activation methods

Do you have a unique problem requiring a custom activated BlinkerSign system? For years TAPCO has been providing custom stand-alone solar solutions. These electrical grid independent systems provide reliable warning when needed most—in harsh environments, dangerous areas and remote locations.

- Climate activation (snow, ice, etc.)
- Water sensor (flood detection)
- In-ground inductive loop
- Overheight detection
- Temperature sensor



BlinkerSign® Flashing LED Enhanced Radar Speed Limit Driver Feedback Signs

A TAPCO LED-enhanced BlinkerSign® advances the concept of driver feedback to a new level of effectiveness. At the core of each unit lies a 7-Segment or Full Matrix LED Radar Driver Feedback Sign with two LED enhanced signface options to choose from:

- "SPEED LIMIT XX, YOUR SPEED" enhanced with 6 white LEDs around signface perimeter. The LED's flash when the speed limit is exceeded.
- "SCHOOL, SPEED LIMIT XX WHEN FLASHING, YOUR SPEED" enhanced with 6 white LEDs around signface perimeter, and 4 amber LEDs surrounding "SCHOOL". An added programmable Time Clock allows scheduling for the amber LEDs (typically set to flash continually during times when school children are present or during school functions). The White LED's flash when the speed limit is exceeded.

Both signface options increase the overall visibility to over 1 mile (line of sight). With the added benefit of solar power, this sign can be easily installed and deployed in minutes without the need for expensive trenching and electrical work. Extremely effective and easy to set up and program.



BlinkerBeacon™ LED Beacons

For decades beacons have been used as an enhancement or warning for busy crossings and heavy traffic areas. Recent LED improvement, new regulations for 12" lenses, and solar power have made this timeless device even more effective and more versatile. TAPCO's new BlinkerBeacon LED beacon incorporates these new features at a low cost-effective price. Available in single head or dual mount heads with various lens colors and bracket mounts. Black, yellow or raw polycarbonate housing is standard, and alternate materials (such as aluminum) are available. Choose from various activation methods ranging from 24/7 flashing to time clock activation and cellular notification.

- MUTCD Compliant
- Solar Powered
- Place in any location
- No electric bills
- Virtually maintenance free
- NEMA box on the back allows for timely maintenance
- Energy efficient 13 watt solar panel for single head and 26-55 watt for dual head beacons
- Call for various mounting methods
- Patented AutoBright™ circuitry automatically adjusts brightness levels, maintaining optimal LED output and extending battery life



The most intelligent solar LED beacon system on the market



Dual Horizontal BlinkerBeacon™



Dual Vertical BlinkerBeacon™



Triple Vertical BlinkerBeacon™

Forklift Protection Systems

These forklift protection systems are designed to monitor any traffic and alert others, just around the corner. 40 percent of all forklift fatalities are caused by an individual being struck or run over by a forklift. Many of these accidents and fatalities can be avoided by warning pedestrians and operators of approaching danger. The Sensor Alert Warning Systems allow for quick and easy recognition of possible hazardous situations.

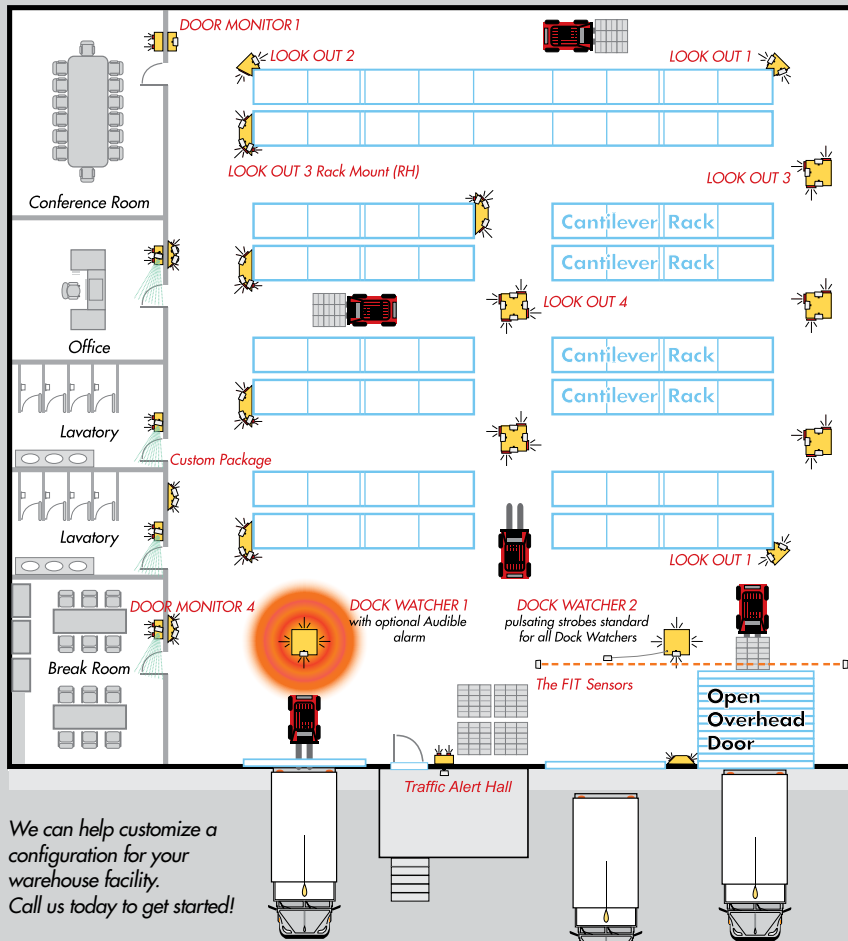
Product	# of Boxes	# of Lights	# of Sensors	Standard Power Cord	Universal Transformer	Audible	Detection Range
Dock Watcher 1	1	1 strobe	1	50'	Opt	Rec	99.9% @ 35'
Dock Watcher 2	1	1 strobe	1 & 1 remote	50'	Opt	Rec	99.9% @ 35'
Dock Watcher 3	1	1 strobe	1 & 2 remote	50'	Opt	Rec	99.9% @ 35'
Dock Watcher 4	1	1 strobe	1 & 3 remote	50'	Opt	Rec	99.9% @ 35'
Hall - Door Monitor 1	2 small	2 small	1	15'	Opt	Opt	99.9% @ 35'
Hall - Door Monitor 2	2 small	4 small	2	15'	Opt	Opt	99.9% @ 35'
Hall - Door Monitor 3	1 sm & 1 lg	2 sm & 1 lg	2	15'	Opt	Opt	99.9% @ 35'
Hall - Door Monitor 4	1 sm & 1 lg	2 sm & 2 lg	3	15'	Opt	Opt	99.9% @ 35'
Hall - Door Monitor Basic	1 small	2 small	1 remote	15'	Opt	Opt	99.9% @ 35'
Look Out 1	1	2	2	25'	Opt	Opt	99.9% @ 35'
Look Out 1 Exterior (Brilliant)	1	2	2	15'	Opt	N/A	99.9% @ 40'
Look Out 2	1	4	2	25'	Opt	Opt	99.9% @ 35'
Look Out 2 Large Box	1	2	2	50'	Opt	Opt	99.9% @ 35'
Look Out 3	1	3	3	50'	Opt	Opt	99.9% @ 35'
Look Out 3 Rack Mount	1	2 sm & 2 lg	3	25'	Opt	Opt	99.9% @ 35'
Look Out 4	1	4	4	50'	Opt	Opt	99.9% @ 35'
Office - Door Monitor	1 micro	2 small	1 remote	15'	Opt	N/A	99.9% @ 35'
Order Picker Basic	1	2 sets	2 remote	25'	Opt	Opt	99.9% @ 35'
Order Picker Deluxe	1	2 sets	4 remote	25'	Opt	Opt	99.9% @ 35'
Overhead Door 1	1 sm & 1 lg	1	1	15'	Opt	N/A	99.9% @ 35'
Overhead Door 2	2 single	2	2	15'	Opt	Opt	99.9% @ 35'
Overhead Door 3	1 sgl & 1 dbl	3	3	15'	Opt	Opt	99.9% @ 35'
Overhead Door 4	2 double	4	4	15'	Opt	Opt	99.9% @ 35'
Overhead Door Basic DBL	1 double	2	1 remote	15'	Opt	Opt	99.9% @ 35'
Overhead Door Basic SGL	1 single	1	1 remote	15'	Opt	Opt	99.9% @ 35'
The FT Package 1	1	2	1 set	15'	Opt	Included	99.9% @ 35'
The FT Package 2	1	2	2 sets	15'	Opt	Included	99.9% @ 35'
The FT Package 3	1	2	3 sets	15'	Opt	Included	99.9% @ 35'
Traffic Alert Ext 1 DOD	1 double	2 large	1	15'	Opt	Opt	99.9% @ 40'
Traffic Alert Ext 1 Hall	1 small	2 small	1	15'	Opt	Opt	99.9% @ 40'
Traffic Alert Ext 1 Office	1 micro	2 small	1	15'	Opt	N/A	99.9% @ 40'
Traffic Alert Ext 1 Strobe	1 control box	1 strobe	1	15'	Opt	Opt	99.9% @ 40'
Traffic Alert Ext 2 DOD	1 double	2 large	2	15'	Opt	Opt	99.9% @ 40'
Traffic Alert Ext 2 Hall	1 small	2 small	2	15'	Opt	Opt	99.9% @ 40'
Traffic Alert Ext 2 Office	1 micro	2 small	2	15'	Opt	N/A	99.9% @ 40'
Traffic Alert Ext 2 Strobe	1 control box	1 strobe	2	15'	Opt	Opt	99.9% @ 40'

OPTIONAL AUDIBLE ALERTS

Audible alerts can be installed on specific products. They are usually mounted on the bottom of the unit and may be disconnected at any time.



Example of Typical Warehouse Applications



We can help customize a configuration for your warehouse facility. Call us today to get started!

LOOK OUT 2, 3 & 4 Hanging Mount



For 2, 3 or 4-way intersections to monitor and alert just around the corner

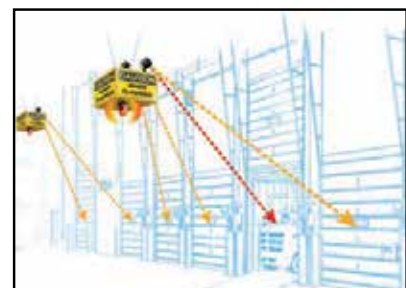
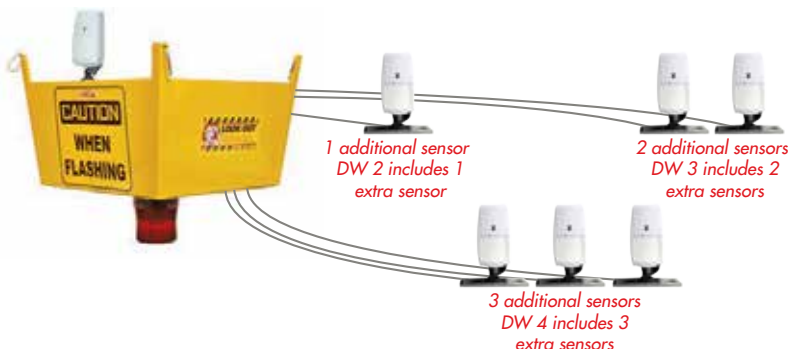
Sensor range is 35' away and 40' wide, adequate distance to stop a fork truck traveling at OSHA recommended speeds

50' power cord is standard

DOCK WATCHER 1 is designed to monitor one or two dock doors. It senses motion and warns operators and pedestrians of impending danger. It is a ceiling hung sensor that mounts high enough to allow all mobile traffic to clear.

By adding remote sensors you create **DOCK WATCHER 2, 3, or 4**. Specify the cable length needed for each remote sensor. Sensors can point to door locations and also identify motion in traffic areas near the loading dock. Unit hangs from your chain. 50' power cord is standard.

DOCK WATCHER 1



Dock Watcher 1: 1-2 Doors
Dock Watcher 2: 3-4 Doors

BlinkerSign® Employee Crossing LED Warning Systems

In some scenarios, employee routes and crossings have shown to be very dangerous when not properly drawn out and made visible to drivers. Standard signage might not be effective in new and high-use crossings, cluttered or visually challenging crossings, or crossings within higher speed, higher traffic volume areas. In the past there have been few options, and enhancing the area with a signalized intersection is not an option.

TAPCO offers systems that provide a high-visibility, real-time warning that employees, guests, or visitors are in or about to enter the crosswalk. TAPCO BlinkerSigns provide an inexpensive actuated system that will give the pedestrians the comfort they need and the visibility that drivers deserve.

- Pedestrian BlinkerSign Systems can be activated by unlimited options using solar power and wireless technology offering a low cost, low labor option for customers
- Great option for dangerous school routes or busy roundabouts.



High-visibility, real-time warning that employees, guests or visitors are using a crosswalk



BlinkerSign® LEDs can be triggered actively or passively by your choice of activation device

LaneLight In-pavement Warning Lights

Industry leading 1.6 million candela/m² LED output for full daytime visibility



In-pavement lights alert motorists to the presence of a pedestrian crossing or preparing to cross the street. The amber lights are embedded in the pavement on both sides of the crosswalk and oriented to face oncoming traffic. In-road LED markers produce a bright, daytime-visible light focused directly in the driver's line of sight clearly indicating the curve, hazard, crosswalk, variable lane, or lane edge.

When the pedestrian activates the system, either by using a push-button or through detection from an automated device, the lights begin to flash in unison, warning the motorist that a pedestrian is in the vicinity of the crosswalk ahead. The flashing LEDs shut off after a set period of time.

The Stop Bar LaneLight system shows the driver a barrier of bright flashing red lights directly in the his line of sight, clearly indicating and emphasizing a STOP situation, and eliminating many "red light running".



Rectangular Rapid-Flash Beacon RRFB-XL2™ LED Employee Crosswalk Warning System

RRFBs are user-actuated amber LEDs that supplement warning signs at intersections without signals or mid-block crosswalks. Two arrays of alternately flashing LEDs use an irregular flash pattern (similar to emergency flashers on police vehicles), commanding the attention of drivers day and night. The RRFB has been shown to provide an 80 percent reduction to Yield-to-Pedestrian traffic, exceeding that of standard beacons. As a low cost alternative to traffic signals, it's no wonder why RRFB systems are taking the country by storm! The RRFB units install easily onto new or existing signal poles, and TAPCO can provide completed system with poles and hardware. The FHWA requires that RRFB systems are solely for use in pedestrian or school crossings, and must be pedestrian activated (actively or passively).



- Society of Automotive Engineers (SAE) standard J595 and FHWA compliant LED light intensity
- RRFB LEDs can flash on front and sides, alerting drivers and pedestrians simultaneously
- Solar powered, no AC power required (110V optional)
- Compatible with Intelligent Transportation Systems (ITS)
- MUTCD interim approval

1

Pedestrian activates



2

BlinkerBeam® wirelessly activates the other RRFB unit

3

RRFB LED arrays flash synchronously



*"An Analysis of the Efficacy of Rectangular-shaped Rapid-Flash LED Beacons to Increase Yielding to Pedestrians Using Crosswalks on Multilane Roadways in the City of St. Petersburg, FL", Center for Education and Research in Safety

- Industry leading ultra-bright 1.6 million candela/m² LED output for full daytime visibility
- Snowplow-safe
- Flat profile in road, bike-safe
- Maintenance-free design
- Automatic night dimming
- Standard or enhanced flash
- Variety of activation devices and methods
- Environmentally friendly
- Low power consumption
- Solar-power option
- Economical
- Ideal for mid-block locations
- MUTCD compliant
- 5 year warranty



Heavy Duty Cable Protectors

Yellow Jacket cable protectors with hinged lid provides a safe crossing in high volume traffic areas while protecting valuable electrical cables and hose lines from damage. Modular interlocking design is ideal for use in industrial, commercial, and public applications. Made with an all-weather polyurethane, that is easy to transport, setup, disassemble, and store.



115051

Industrial Cable Protectors


Linebacker cable protectors with hinged lid provides a safe crossing for vehicles and pedestrian traffic while protecting valuable electrical cables and hose lines from damage in extreme weather conditions and work environments. Made with an all-weather polyurethane, that is easy to transport, setup, disassemble, and store. Ideal for industrial environments with heavy trucks and fork lifts.



2927-00013

Low Profile Cable Protectors

Guard Dog cable protectors with hinged lid provides a safe crossing for vehicle and pedestrian traffic while protecting electrical cables and hose lines. Modular interlocking design is ideal for industrial, entertainment, temporary power, warehouse, and utility applications. Made with an all-weather polyurethane, that is easy to transport, setup, disassemble, and store. Available with ADA accessibility models.




115039

Small Aircraft Wheel Chock

Fits the curvature of the tire to absorb wheel-squat during loading and fueling operations. Features molded-in soft base for increased traction. Replaceable $\frac{3}{8}$ " x 24" nylon rope lanyard connects two chocks together.

Small aircraft 114497




Midsized Aircraft Wheel Chock

Made of highly durable, lightweight polyurethane these chocks are ideal for business, commercial, cargo and military aircraft.

- Will not rot, crack or splinter like wood
- Rope-lock system
- Optional rope carrying handle
- Molded-in high-visibility yellow color

Small to midsized aircraft 114499

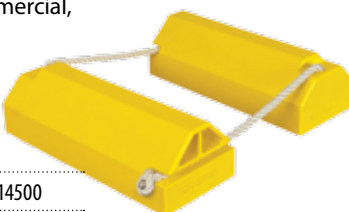


Oversized Aircraft Wheel Chock

Made of highly durable, lightweight polyurethane these chocks are ideal for business, commercial, cargo and military aircraft.

- Will not rot, crack or splinter like wood
- Rope-lock system
- Optional rope carrying handle
- Molded-in high-visibility yellow color

Large and oversized aircraft 114500



Heavy Duty Wheel Chock

- Extra heavy duty
- Laminated rubber pads assembled on $\frac{3}{4}$ " bolts and compressed between $\frac{1}{4}$ " steel plates
- Contoured to fit tire
- Fully meets OSHA requirements
- Reversible

Heavy Duty Wheel Chock 6605066



Fluted Wheel Chock

- Fluted design causes downward pressure to lock chock in place
- Can be used for any over-the-road vehicle
- Recessed eye bolt included

Fluted Wheel Chock 796-00020



Solid Wheel Chock

- Solid sturdy design
- Can be used for up to and including 17" wheels
- Eye bolt included

Solid Wheel Chock 796-00021



Laminated Dock Bumpers

The industry-leading loading dock bumper provides optimal protection against damage to your loading dock area, buildings and cargo. Fabric reinforced pads cut from selected recycled truck tires are laminated between structural steel angles to absorb over 80 percent of truck impact. Available in 4 1/2" and 6" thick horizontal or vertical units with two mounting angles for bolting to dock wall or optional plates for weld-on installations. Standard 5 year warranty.



- Special construction features to accommodate unusual anchoring conditions
- Tough piles of truck tire material virtually eliminates chipping or abrasion, unlike molded rubber, extruded rubber, conveyor belting or wood plank bumpers
- Attractive deep black color enhances a neat, professional architectural look
- Manufactured under pressure exceeding 1,500 lbs. to absorb over 80 percent of impact force
- Anchor bolts protected by 3" of rubber
- Maintenance free

6605070

Steel-Face Dock Bumpers

The 3/8" thick steel-face plate eliminates wear from up-and-down friction movement of trailers loading and unloading. Longer wear and fewer replacement costs.

- Ideal for use in docking areas where excessive friction from up-and-down trailer movement occurs
- Can be used in any material-handling system area where heavy duty protection is required
- Impervious to weather damage



6605055

Molded Dock Bumpers

Perfect protection for any low traffic truck dock. In-plant wall protection from forklifts and other material handling vehicles. Molded in one piece from fiber reinforced prime rubber containing nylon and polyester. All models have pre-drilled countersunk mounting holes for easy installation and are drilled to accept 3/4" anchor bolts

- Won't warp, rust, rot or harden
- High impact resistance and long life
- Immune to all weather conditions
- Maintenance free
- Offers the correct amount of resiliency to absorb pressure and impact shock without damage to truck or dock



6605062



6605064



6605063

Dock Lights

These dock lights deliver optimum brightness for trucks and trailers. The dock lights feature safety yellow finish for high visibility, a non-corrosive 14 gauge square steel arm with a 40" reach and shatterproof glass. Offered in light, standard and heavy duty models.

- Achieves maximum light intensity instantly
- No fragile filament to break
- No shattered glass to sweep up
- Light is optimized for trailer illumination
- Ideal for use in food warehouses
- Voltage range for use world wide
- 14 gauge, 1-1/2" (38 mm) square steel arms
- UL, cUL, CE certified and RoHs compliant



Stop & Go Docking Traffic Lights

Maintain communication between truck drivers and loading dock attendants. Housing is made of black, stress relieved, sanitized high density polyethylene and feature non-glare LED lights. The recessed LED lights make the lights virtually indestructible. Offered in both an exterior and interior model, interior model features a switch box.

- Pre-drilled mounting holes provide easy installation
- 12V / 24V



114310

Stop & Go Docking Lights

The Stop & Go Signaling Systems alert truck drivers and dock personnel of the safety status of docked or docking trucks. The housing is made of a durable safety yellow plastic that will not rust, pit, or corrode. Offered in a single or combo set. Option of LED or incandescent lights.

- 11.5"L x 6.5"W x 3.75"H
- 115V



114315

Docking Guide Light

The docking guide light helps eliminate poor visibility for truck drivers to safely center their trucks while docking. Housing is made of black, stress relieved, sanitized high density polyethylene and feature non-glare LED lights. The recessed LED lights make the lights virtually indestructible.



114313



DURAMarker® Floor Signage

Designed with a Polycarbonate substrate, smooth surface and aggressive adhesive for durability and damage resistance to resist forklift & pallet damage.

- Indoor use only
- Standard: Danger, Caution, Warning, Advisory, Notice, Mandatory, Prohibited and Safety First
- Striping: seven stock colors, three widths, 4-foot sections
- Custom: any content, any color, any size (up to 48 x 96), any shape

Concrete Graphics® Floor Signage

Use for compliance and instructional signage, pedestrian lane striping, space demarcation (door swing space, or object placement signs), and combined usage (non-skid advisory pads for otherwise slippery surfaces).

- Designed for pedestrian areas
- Certified non-skid surface
- Tough aluminum substrate and aggressive adhesive for durability
- Indoor or outdoor
- Standard: Danger, Caution, Warning, Advisory, Notice, Mandatory, Prohibited and Safety First
- Custom: any content, any color, any size (up to 42 x 96), any shape


SlideDriver™ Hydraulic Slide Gate Operators

As the original ultra-reliable and secure hydraulic slide gate operator, SlideDriver™ is chosen for thousands of secure sites nationwide. Fully enclosed hydraulic motors drive a rigid drive rail passing between two compressed polyurethane wheels. Few moving parts.



Microdrive LED Illuminated Gate Arm

LED's catch the attention of drivers, The 10' Microdrive Illuminated gate arm has two strips of LEDs running the length of the gate (red and green LEDs). The LEDs signal gate while in use: Steady red when gate arm is "down", flashing red when in gate arm is in motion, and steady green when gate arm is "up".



SwingRiser™ Swing Gate Operators

SwingRiser™ opens gates with an elegant lift and swing movement, raising the gate panel a full 12" during the gate opening cycle. Lifting clears obstacles like snow, rocks, curbs and gradient differences. SwingRiser's optional locking pin secures the gate as it drops into a roadway locking receptacle when the gate gently lowers at the end of its cycle. Pipe and steel, aluminum, chain link, ornamental iron, crash gates, more.



OSHA Signs

TAPCO makes these OSHA and safety signs on aluminum. We can also print safety signs on higher grade reflective sheeting, recommended for night-time use or low-light areas. Please call for more information.



373-04012



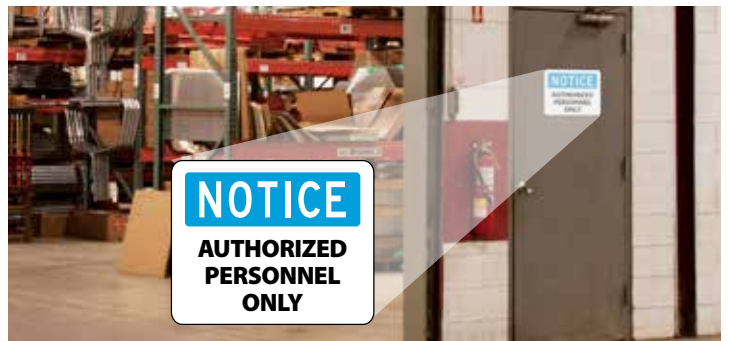
373-04006



101554




101562



Safety Track® Non-skid Tape

The preferred product line when visual warning is required to mark potential slip and fall hazards. This non-slip product line was developed with maximum visual warning characteristics in mind.

- Durable high traction grit
- Fuel, water and fluid resistant
- Aggressive adhesive system for product longevity
- National Flooring Safety Institute certified for "high traction"



	2" x 60' (6 rolls)	6" x 60' (2 rolls)	12" x 60' (1 roll)
Gray	101039	101040	101041
Black	101042	101043	101044
Yellow	101045	101046	101047
Yellow/black	101048	101049	101050
Red	101057	101058	101059
Red/black	101051	101052	101053
Orange	101054	101055	101056
White	101060	101061	101062

Glo Brite® Photoluminescent Safety Technology

With today's improved luminosity and increased luminance duration, building codes and transportation safety standards are now including the use of new generation photoluminescent products for essential life safety applications.

What we call photoluminescent material is actually special inorganic pigments that are incorporated into end products such as adhesive-backed plastic tape and safety signage. The photoluminescent pigments used in these products absorb and store energy from normal, ambient light. In the case of sudden darkness, such as a power outage or the spread of smoke, the photoluminescent material is immediately visible.

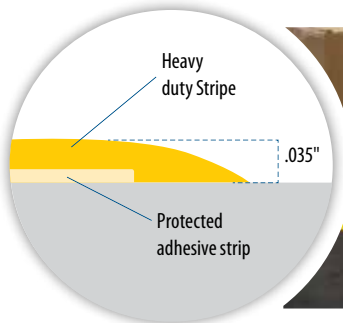
Zero energy photoluminescent safety products are more reliable than old-technology electrical signage. In situations where electrical power is cut off or where smoke has begun to mask standard electrical signage, photoluminescent safety products – especially those used in low-level emergency egress systems – provide bright, consistent illumination.



Yipes Stripes™ Floor Tape

The thinnest, toughest and most consistent floor tape on the market. This industrial floor tape is thin enough (.035") to prevent many trip hazards but withstands traffic from the busiest facilities. Yipes Stripes™ are designed to eliminate common factory maintenance problems such as painting and replacing vinyl tape, which require excessive installation time. The aggressive adhesive system also adheres directly to retroplate and ashford floors without beadblasting or other forms of surface preparation. Yipes Stripes™ are easily removable.

- Removes easily, little to no residue
- Great for Lean and 5S
- Most durable for heavy traffic



	2" X 100' (1 roll)	4" X 100' (1 roll)
Red	7348521	7348522
Orange	7348523	7348524
White	7348525	7348526
Yellow	7348527	7348528
Green	7348529	7348530
Blue	7348531	7348532



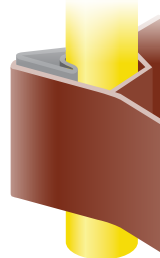


V-Loc® Breakaway Railing Anchor

V-Loc® anchors add easy removability and an NCHRP 350 approved breakaway anchor system to safety rails. V-Loc anchors are installed below grade (in cement or asphalt) and do not protrude above the surface.

Upon impact the locking wedge collapses and the railing falls free. Simply place the railing back into the V-Loc and add new stiffener wedges.

- Includes 1 V-Loc breakaway anchor and 1 locking wedge



034-00012

Flexible Spring Post Base Systems

Ideal for busy parking areas. Spring-loaded bases flex upon impact and return post to vertical helping to prevent damage to pavement and vehicles. Offered for asphalt, concrete, and soil installations.

- 9½" square, 7 gauge steel base plate
- Carbon steel torsion spring with tear-away bolts
- 78" overall height
- Impact resistant with 360° of flexibility
- Withstands high winds
- Easy to install with simple tools



Sure Sight™ Undercarriage Inspection Mirrors



TAPCO Sure Sight™ wide-view convex inspection mirrors come in a 9" hand-held and 12" and 18" wheeled models. LED lights are optional. All three models have Safety Yellow articulating handles that swivel in multiple directions, allowing you to maneuver the mirror into tight spaces. The handle can be detached for compact storage, and the strap can be used to hang the unit from a hook or peg. The 12" and 18" Sure Sight™ inspection mirrors feature a unique, three-caster design that keeps it stable on uneven surfaces. All three Sure Sight™ mirrors are available with a Velcro®-attachable/detachable LED light on a 180° swivel head. The LED lights are powered by three AAA batteries, included.



360° Mirrored Dome

Ideal for employee safety and protection.

- 360° viewing
- Ceiling mount or hang from chains, hardware included



180° Mirrored Half Dome

For "T" intersections in offices, hotels, hospitals and retail stores.

- 180° viewing
- Ceiling or wall mount hardware



90° Mirrored Quarter Dome

Great for corners and elevator safety.

- 90° viewing
- For two-way intersections
- Ceiling/corner mount



Hi-Viz Safety Mirror

These mirrors stand out because of a 2" wide, contrasting yellow and black border that won't fade or scratch off. 160° wide-angle convex mirrors backed with tempered hardboard. Standard wall mount bracket is included.


- Designed for interior use
- Reminds drivers to look first
- Heavy duty construction



Rounded Rectangular Convex Reflector

Specially designed for elevators and areas with low ceilings, these curved reflectors offer excellent peripheral vision. Constructed of Plexiglas for long-lasting use.

- Fully adjustable hardware included



Plant & Factory Parking Lot LED Lighting

These LED lights feature High Output LED Light engines utilizing the ETD™ (Enhanced Thermal Dissipation) System. The ETD™ System Engines are thermally bonded to provide maximum thermal dissipation to the exterior of the fixture to ensure long life. To protect the light engine panel from moisture and corrosion, the complete face of the LED light engine panel is uniformly coated with a UV stabilized acrylic polymer resin that meets MIL and ASTM dielectric standards and UL and IPC standards for flammability, moisture resistance and thermal shock. All lights come standard with dark bronze outer shell, 120v-277v, neutral color/4000K. More options available. Call for quote on your specific needs.

WALL MOUNT LIGHTING								
								
Standard application	Building sidewall Door entry		Door entry Security	Building sidewall Door entry	Building sidewall Door entry	Building sidewall Door entry		
Total Watts	15W	24W	10W	23W	123W	79W	57W	24W
General Equivalency	175W HID		70W HID	175W HID	Up To 400W HID	Up To 400W HID		175W HID
Total delivered Lumens	1,453 lm	2,470 lm	960 lm	2,308 lm	12,177 lm	2,480 lm	5,738 lm	2,474 lm
Part Number	126947	126948	115281	116658	126950	116659	126949	115283
WALL MOUNT LIGHTING					AREA FLOOD LIGHTS			
								
Standard application	Pedestrian walkway Building mount	Wall and ceiling mount Canopy mount	Wall mount Area lighting	Wall mount Area lighting	Area/Wall Flood Uplight accent	Area/Wall Flood Uplight accent	Sign Illumination Uplight accent	
Total Watts	23W	25W	62W	25W	14W	24W	24W	
General Equivalency	175W HID	175W HID	250W HID	175W HID	70W HID	175W HID	175W HID	
Total delivered Lumens	2,480 lm	2,896 lm	6,934 lm	2,602 lm	1,519 lm	2,434 lm	2,482 lm	
Surge	20kA	20kA	20kA	20kA	20kA	20kA	20kA	
Part Number	116660	115282	116661	116662	116664	116665	116666	
AREA FLOOD LIGHTS				CANOPY LIGHTING				
								
Standard application	Area Flood Uplight accent	Area Flood Uplight accent	Area lighting Parking structure	Area lighting Parking structure	Area lighting Parking structure	Low bay Parking structure		
Total Watts	62W	124W	22W	62W	28W			
General Equivalency	250W HID	400W HID	100W HID	105W HID	100W HID			
Total delivered Lumens	7,164 lm	13,574 lm	2,217 lm	6,484 lm	3,674 lm			
Surge	20kA	20kA	20kA	20kA	20kA			
Part Number	116668	116669	116670	115284	130612			

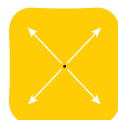
Ring of Fire LED Luminaire

- Custom tooled prismatic lensing provides a uniform distribution of light
- Ideal for lighting Main Streets, Residential Communities, Walkways and Parks
- Customizable ring colors and accessories are available to match existing aesthetics of install location
- Available in three color temperatures:
 - 3000K Warm, 4000K Neutral (standard), 5000K Cool
 - 20 year L70 Luminaire Lifetime
 - 10 Year unmatched warranty
 - Industry Leading 10-Year All-Parts Warranty
 - ETD (Enhanced Thermal Dissipation) System
 - 20 kA Surge Suppressor Technology
 - Acrylic lens will not yellow for up to 20 years



Type III light output pattern

Ideal for roadways, general parking and other area lighting applications. Intended to be located near the side of the area, approximately 2.75 mounting heights in width.



Type V light output pattern

Ideal for general parking and area lighting applications. Intended to be located at or near the center of an intersection or in a large area. It has no beams, but produces a circular distribution with essentially the same candlepower at all lateral angles.



Traffic Guard Portable Speed Bump

This portable speed bump system is designed to temporarily control traffic flow. Its unique patented design allows it to easily conform to virtually any road surface. Use these portable speed bumps to help protect children and control vehicle speeds, increasing school zone safety. Our portable speed bumps are available in a heavy-duty bag unit. This offers a convenient means of transport and storage. Now available as a permanent speed bump—offering the same durability and reliability as our portable speed bump units.

- On demand speed bump, deploy only when needed
- All-weather, self-contained speed bump
- Eliminates maintenance problems associated with permanent speed bumps
- No problems for street crews removing snow
- Easily relocate portable speed bumps from site to site
- Compact, approximately the size of a spare tire
- Sectioned and hinged so it conforms to uneven surfaces
- Comes with a soft, zippered carry bag with handles

10'L x 8"W x 1 3/4"H	3192-00001
20'L x 4"W x 3/16"H	3192-00020



Portable Traffic Guard stores compact in the included storage bag (about the size of a spare tire)

Traffic Guard Portable Speed Bump with Delineators

The same as our Traffic Guard portable speed bump shown above, but adds five 36" tall orange tubular delineators. Five sections of the speed bump come with pre-drilled holes that fit the delineators snug, no tools needed to set up.



Rubber Corner and Wall Guards

Manufactured from high-impact virgin rubber, these corner and wall protectors are long lasting, durable, and cost-effective solutions. High intensity reflective tape increases visibility, especially at night, and provides the necessary guidance to drivers when parking in tight spots. Why not prevent damage to your parking facility before it occurs? Rubber corner and wall guards not only help protect your parking structure, but also help protect your customers' vehicles from potential dents and scratches. Ideal for surface and multi-level parking lots, interior factory / warehouse walls, and areas surrounding loading docks; corner and wall protectors are available in 3 models.

Foam Bumper Guards

Protruding corners, edges and obstacles pose a high risk of injury. As a gate arm guard cushion, guards can help protect vehicles and pedestrians from contact with a moving gate arm. These warning and protective bumpers are made of recyclable polyurethane foam. A special protective foil cover ensures that colors don't wear off even with heavy use. Types A and C and the 3D Protective Corners are self-adhesive. Type B has a slot size of 3/8"W x 3/4"D and can be affixed with an adhesive suited for polyurethane.

- Keeps its shape
- Quick & easy installation
- Many applications



Square Column Protectors

Park Sentry® Square column protector is designed to fit around any sized 4-sided column, square or rectangular. Park Sentry® Square is a modular column padding product, made of a combination of corner pieces and flat panels that fit together for a seamless installation (sold separately). The components fit together with interlocking keys and can be cut to fit smaller columns, or extra panels can be added to fit larger columns. Integrated cutting grooves are spaced every 1.6" for easy sizing.

Corner Protectors, Set of 4, Yellow, 4"L x 1"-2"W x 40"H	118900
Corner Protectors, Set of 4, Black, 4"L x 1"-2"W x 40"H	118905
Plank Protectors, Yellow, 17.25"L x 1.6"W x 40"H	118902
Plank Protectors, Black, 17.25"L x 1.6"W x 40"H	118916
Protector Kit, Yellow, fits 24" x 24" column or smaller, includes 4 corners, 4 panels, 8 interlocking keys, and 1 set of straps	118917
Protector Kit, Black, fits 24" x 24" column or smaller, includes 4 corners, 4 panels, 8 interlocking keys, and 1 set of straps	118918



Round Column Wraps

The round column wrap is designed to fit easily wrap any sized round column, from small to extra large. The wrap can be cut for smaller columns or extended for larger ones. The wrap is secured using adjustable reflective straps that fit into the belt recesses on the panel. Optional "Strap-locking buckle" are available and can be used to permanently secure the straps around the column.

Includes: 3 panels, 2 straps

- Dimensions: 27.6"L x 1.33"W x 40"H

Yellow - Round Column Concrete Wrap, 2 black straps	118920
Black - Round Column Concrete Wrap, 2 yellow straps	118922

Additional Reflective Straps:

	Yellow	Black
100" Strap - 2 pack	119733	119729
100" Strap w/ locking buckle - 2 pack	119731	118924
158" Strap - 2 pack	119732	119728
158" Strap w/ locking buckle - 2 pack	118925	118923



SafePace® 100 11" Radar Feedback Dolly

The versatile SafePace® radar feedback dolly allows you to roll the sign onto the road surface as needed, ideal for school zone crossings, temporary work zones or factory sites.

The SafePace® 100 is the radar sign that fits your budget. This compact radar sign offers exceptional visibility and power efficiency in a lightweight, portable solution.

- Sign size with full "Your Speed" sign plate: 23.0" (w) x 29.0" (h)
- Sign size with foldable "Your Speed" sign plate: 21.5" (w) x 30.3" (h)
- Digit height: 11.0"
- Sign depth: 3.0"
- Protective aluminum cover thickness: 0.25"
- Power supply: ac Power (standard), Battery or Solar Power Optional



Dolly for use with Safe Pace 100 Model Radar Feedback Display (sold separately), Dolly Only	126036
Safe Pace Radar Feedback sign, White w/AC Power AC Power with "Your Speed" sign	1485-00065
Safe Pace Radar Feedback sign, White w/ 4 cell batt that allows the sign to run up to 30 days	1485-00067
Safe Pace Radar Feedback sign, White w/solar panel for continuous battery recharging	1485-00071
SafePace® 100 Sign Dolly	126036
Safe Pace two-part universal mounting bracket system, locking plate w/key & pole-mount plate	1485-00075
Safe Pace Spare Mounting Plate Bracket For easy relocation of PS 100 w/Universal mounting bracket	1485-00073


Guard Post™ & Chains

The Guard Post™ is a versatile portable bollard available for a wide variety of uses - indoors and out. The inset on either side of the post is available to place reflective tape or other signage. The post can be filled with ballast to increase stability or can be attached with fasteners into any flat base. It can also be staked to the ground if used away from pavement.

These post's removable tops are designed to work with a plastic chain for traffic control. The top allows for chain to pass through a slot, featuring a round opening for chain attachment options.

Guard Post Dimensions: 48" tall, tapers from 5" x 5", with a 14" diameter round base

Guard Post™ no chain, sold 2 per carton	118927
Guard Post™ with 17" chain	118942
Chain 17'L x 2"W	118940
Chain 100'L x 2"W	118941



Chain & Guard Post™ sold separately or as a set

Wall Clips

Wall Clips are lightweight extruded polypropylene channels that are attached to the wall using standard fasteners (not included). The top rail of the channel includes a small groove intended to guide the fasteners and provide proper spacing. These wall clips are intended for use with plank protectors listed above.

- Sold in pack of 12

Wall Clips, 55.5"H, Spans 2 planks	118926
------------------------------------	--------

TAPCO Exclusive Radar
Activated Stop Sign



On site installation of all TAPCO Industrial Solution systems is available in specific areas of the United States. Please call or email industrial@tapconet.com for an installation quote.

 **TAPCO**[®]
Safe travels.[®]

(800) 236-0112 • tapconet.com • industrial@tapconet.com